



INDUSTRIAL

MUNICIPAL

ARFF

ACCESSORIES

VENTURIS™ AIR PRIMER

SIMPLE OPERATION • NO MAINTENANCE

The Venturis™ industrial air primer system uses the on-board air supply to create a vacuum to prime the fire pump. The basic system consists of two Venturis air primers, two priming valves, an auto or manual-prime control panel, and a compressed air supply equipped with a pressure protection valve. Additional components, or a combination of components, allow you to operate the system from multiple locations and prime multiple locations individually or simultaneously.



The VENTURIS™ Difference

- All Brass Body Construction
- No Maintenance Required - No Y-Strainers or Mesh Screens to Clean
- 7-Year Warranty
- Automatic Draining
- Pump Mounted with Engineering Bracket
- Meets or Exceeds NFPA 1900 Vacuum and Priming Standards
- Manual Prime, Auto-Prime and Multiple Prime Systems
- Low Amp Draw Compared to Other Priming Systems
- Auto-Prime Option: System Automatically Primes when Discharge Pressure is Below 10 PSI



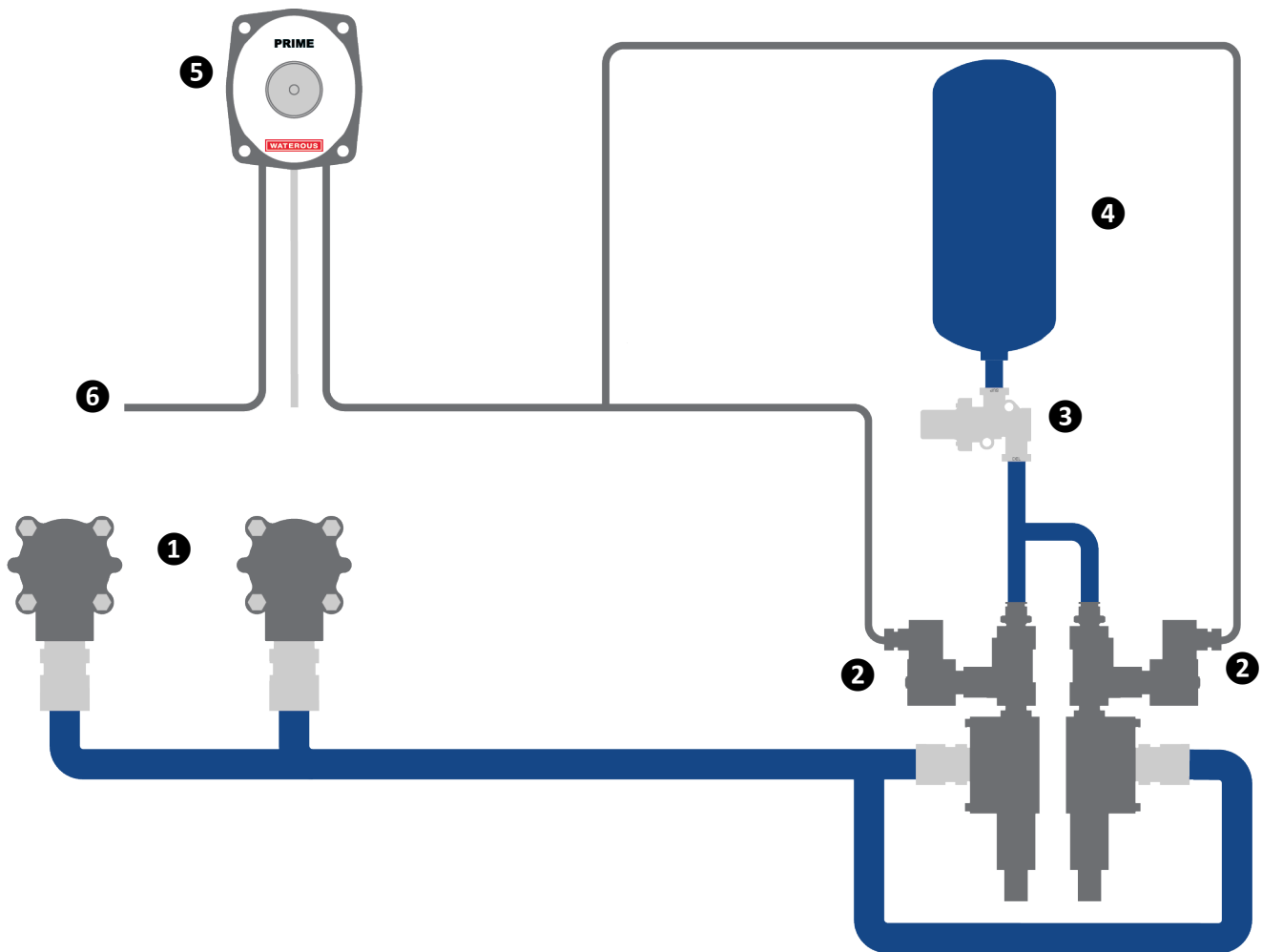
SPECIFICATIONS – ACCESSORIES: VENTURIS™ INDUSTRIAL AIR PRIMER

What is Priming?

Priming is the process of replacing air in the intake lines and portions of the pump with water. If the pump is to be operated from draft, priming must be done by means of a positive displacement pump, or some other device for creating a partial vacuum. Also, when pumping from a water tank, priming will be accomplished more quickly and positively if a priming device is used. Priming will occur naturally when pumping from hydrants or in relay because inlet water pressure is high enough to force air out of the pump and intake lines, providing a discharge line is opened to permit the air to escape.

Manual Prime System

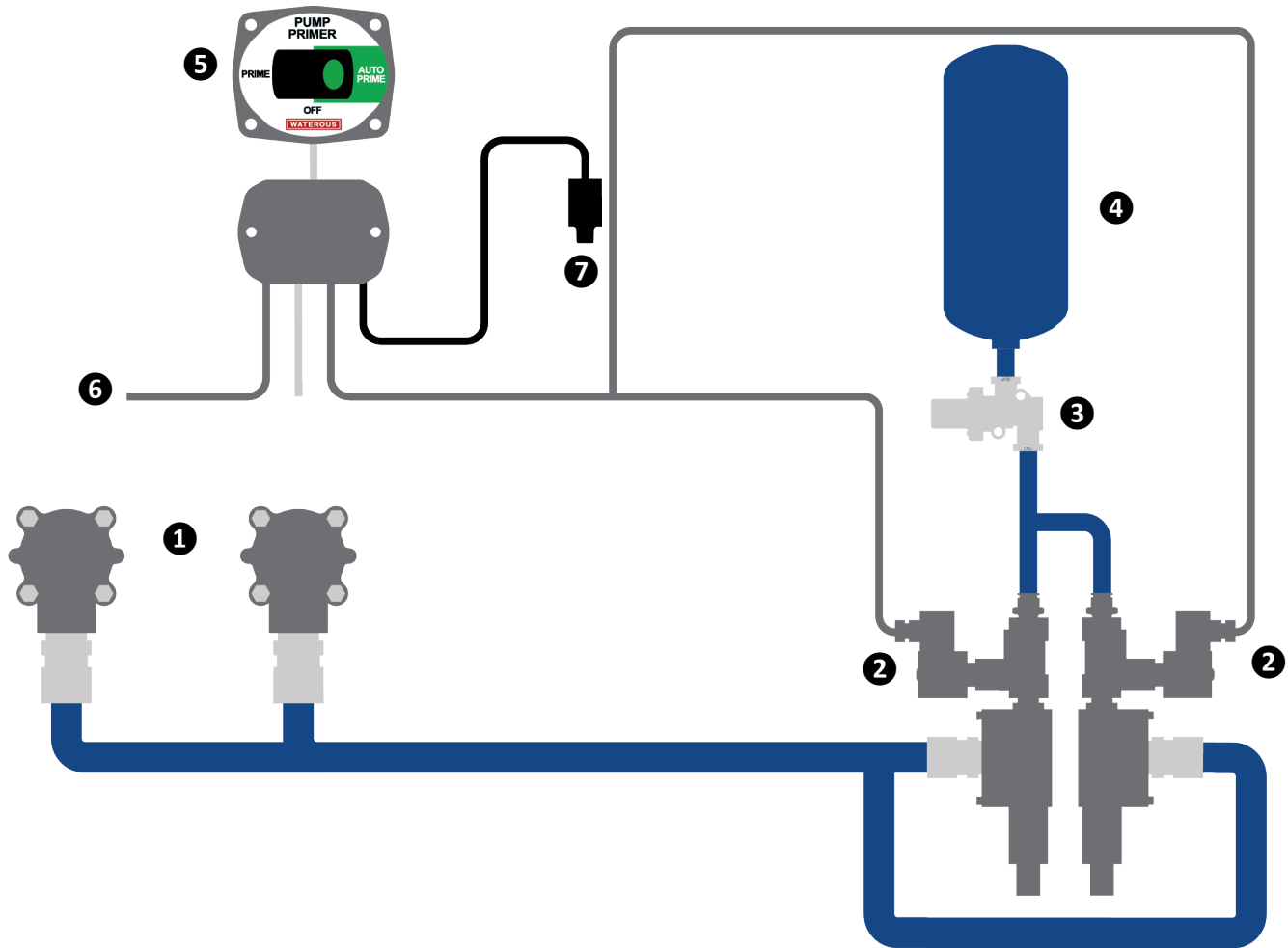
The Venturis™ industrial air primer system uses the on-board air supply to create a vacuum to prime the fire pump. The basic system consists of two Venturis air primers, two priming valves, an auto- or manual-prime control panel, and a compressed air supply equipped with a pressure protection valve. Additional components, or a combination of components, allow you to operate the system from multiple locations and prime multiple locations individually or simultaneously.



Feature	Description
1. Priming Valves	Allows air to evacuate the pump
2. Venturis Air Primers	Generates vacuum
3. Pressure Protection Valve	Maintains a reserve air-pressure in the system
4. On-Board Air Supply	Supplies compressed air to various systems
5. Power	Connects to apparatus power
6. Control Panel	Operates priming system

Auto-Prime System

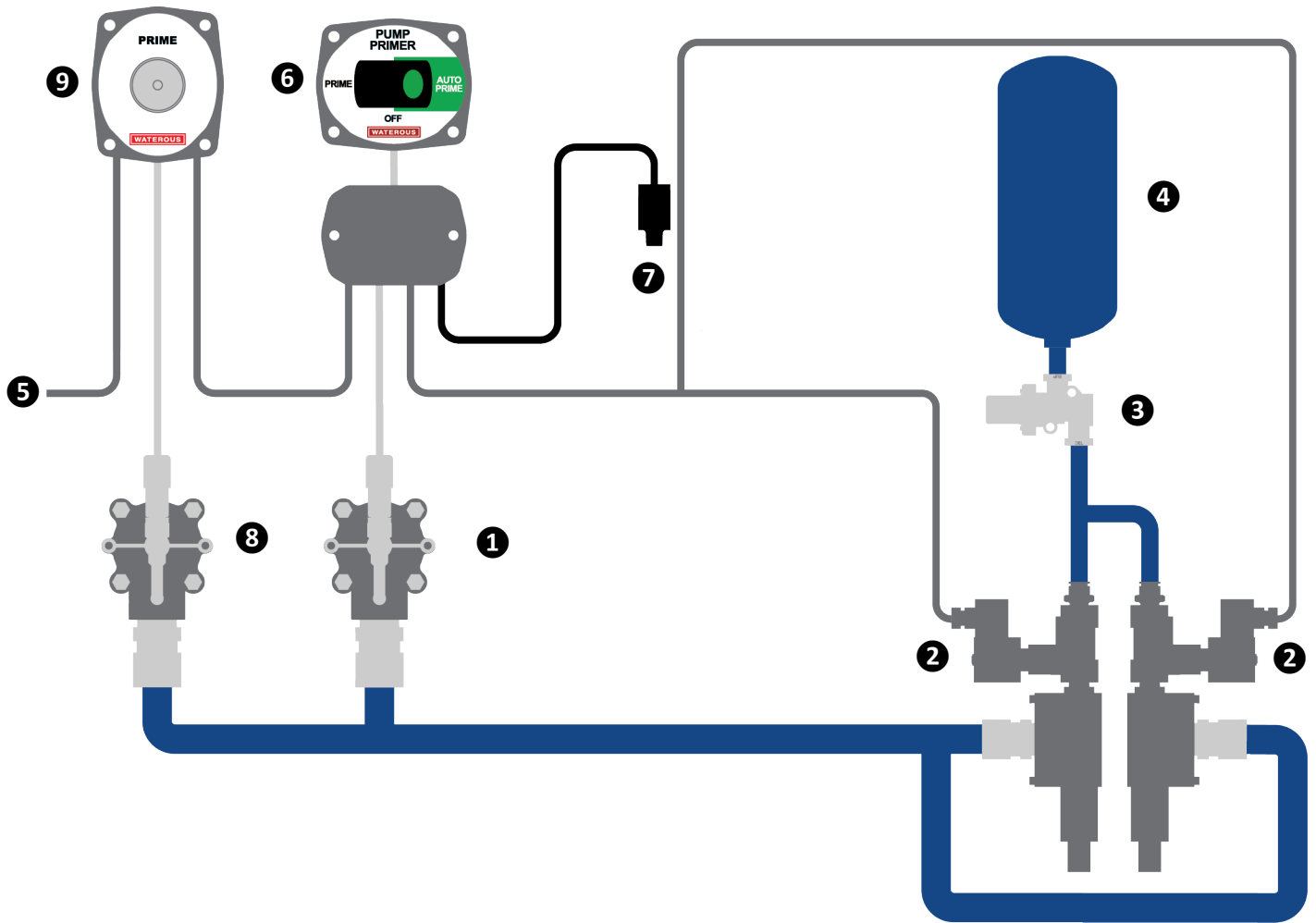
The auto-prime option consists of an auto-prime control panel and a pressure switch in addition to the base priming components. In addition to automatic priming, the control panel allows you to manually prime the fire pump.



Feature	Description
1. Priming Valves	Allows air to evacuate the pump
2. Venturis Air Primers	Generates vacuum
3. Pressure Protection Valve	Maintains a reserve air-pressure in the system
4. On-Board Air Supply	Supplies compressed air to various systems
5. Power	Connects to apparatus power
6. Control Panel	Operates priming system
7. Pressure Switch	Starts and stops the Auto-Prime system

Auto-Prime System with Additional Manual Controller

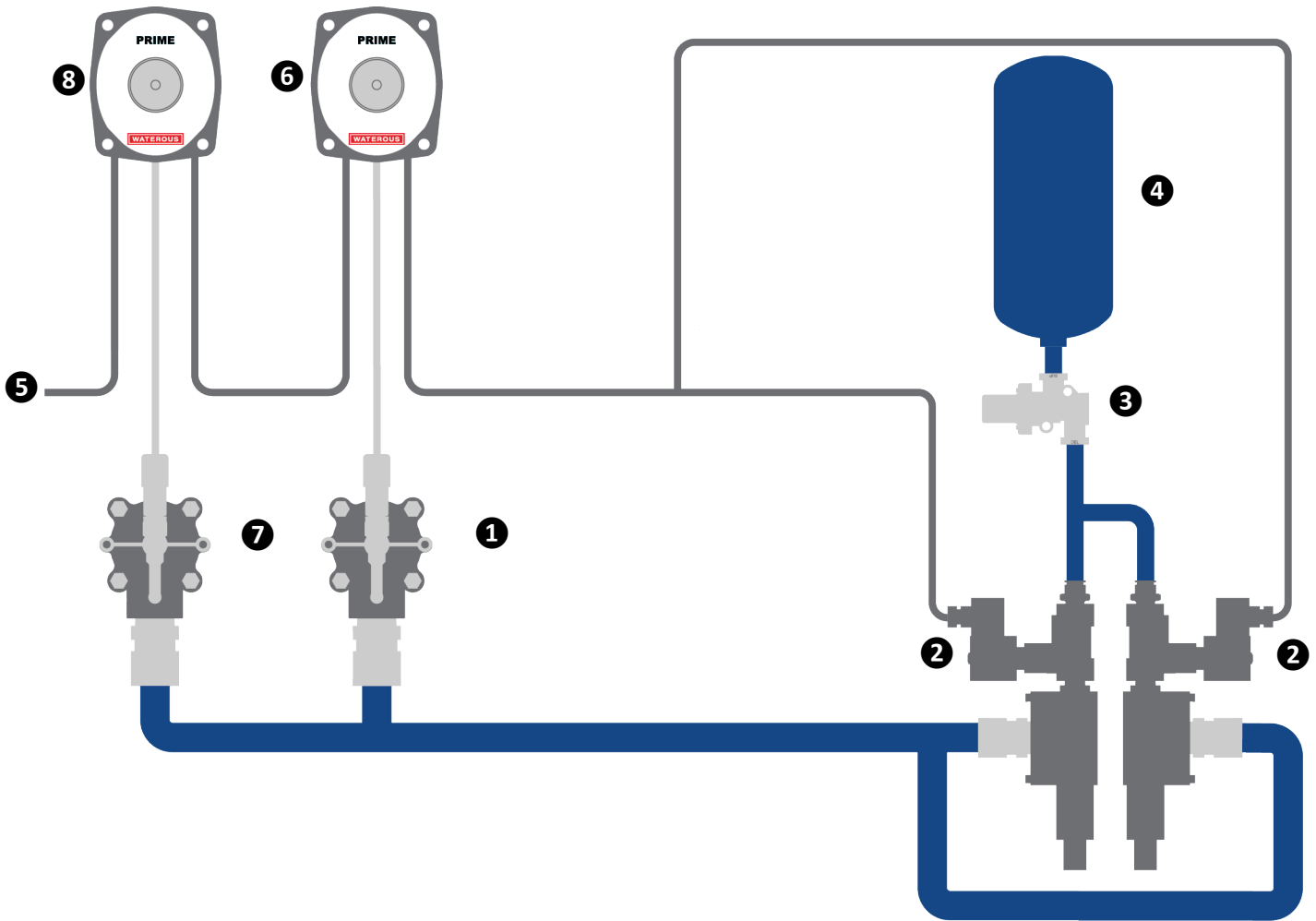
The Venturis air primer system is configurable to include up to 6 priming valves.



Feature	Description
1. Main Pump Priming Valve	Allows air to evacuate the pump
2. Venturis Air Primers	Generates vacuum
3. Pressure Protection Valve	Maintains a reserve air-pressure in the system
4. On-Board Air Supply	Supplies compressed air to various systems
5. Power	Connects to apparatus power
6. Control Panel	Operates priming system
7. Pressure Switch	Starts and stops the Auto-Prime system
8. Additional Priming Valve	Operates an auxiliary dedicated priming point
9. Additional Priming Valve Switch	Operates an additional priming valve

Multiple Manual Prime System

The Venturis air primer system is configurable to include up to 6 priming valves.



Feature	Description
1. Main Pump Priming Valve	Allows air to evacuate the pump
2. Venturis Air Primers	Generates vacuum
3. Pressure Protection Valve	Maintains a reserve air-pressure in the system
4. On-Board Air Supply	Supplies compressed air to various systems
5. Power	Connects to apparatus power
6. Control Panel	Operates priming system
7. Additional Priming Valve	Operates an auxiliary dedicated priming point
8. Additional Priming Valve Switch	Operates an additional priming valve